

Course Syllabus

Latino Workers in the US

37:575:307:90

Spring 2021

Department of Labor Studies and Employment Relations

School of Management and Labor Studies

crystal.lupo@rutgers.edu

Course Description

This course examines the experience of Latino workers in the United States through a review of the current scholarship in this field. We will draw on literature from various disciplines including sociology, economics, geography and demography. We discuss the factors that impact labor migration from sending countries including U.S. foreign and domestic policy; the patterns of Latino settlement in the United States; the Latino experience in the U.S., the role of Latino workers in U.S. society and the economy; the impact of the new migration on the U.S. labor market and social policy.

Course Competencies

At the conclusion of this course it is expected that students will be able to:

- Understand, critically analyze and synthesize academic, policy and popular sources of literature regarding the experience of the diverse groups of Latino workers in the United States labor market
- Express themselves clearly and concisely in writing about course topics.

Relationship to Rutgers Learning Goals:

This course relates to the overall objective of a liberal arts education:

- *CCD-1: Analyze the degree to which forms of human differences and stratifications among social groups shape individual and group experiences of, and perspectives on, contemporary issues. Such differences and stratifications may include race, language, religion, ethnicity, country of origin, gender identity, sexual orientation, economic status, abilities, or other social distinctions and their intersections.*

Course Organization

Week 1: Course Orientation

Week 2: Introduction to Course Content

Week 3: Immigration & Native-born Latinos

Week 4: Ethnic Economies & Social Networks

Week 5: Labor Force Participation & Occupations

Week 6: Spatial & Skills Mismatch

Weeks 7 and 8: Guest Workers & Undocumented Workers

Weeks 9 and 10: Course Project Work Weeks

Week 11: Immigrant Competition vs. Complementarity

Week 12 and 13: Organizing Latino Workers

Week 14: Wrap-up & Final Exam

Course Requirements

The course involves:

Reading, Audio/Video Assignments

Reading – Students will read book chapters, academic journal articles, newspapers articles and other reports. All required reading is be posted in the course shell. There is no textbook required for this course.

Audio/Visual – Student will occasionally be required to watch instructor generated video presentations as well as watch other videos and listen to audio presentations related to Latino workers in the U.S. All video and audio material is provided through links within the course shell.

Writing Assignments

-

Latino Groups Matrix

-

This assignment requires you to select four different Latino groups residing in the U.S. Remember, Latinos are not a homogeneous group. In order to have a clearer understanding of this fact, you will create a matrix with the four different Latino groups on one axis and four different attributes on the other axis. Attributes must include **educational attainment**, the rest are up to you to decide (citizenship, unemployment rate, poverty level, etc.). You must give a full description of each attribute along with any numbers or statistics. You should submit this in table format. The best place to find this information is Pew Hispanic Center (www.pewhispanic.org (<http://www.pewhispanic.org/>)). Check their data and resources tab as well as their demography and immigration research. Along with your table you must also submit a succinct paragraph with impression of your findings. What do you think accounts for the differences or similarities?

Attribute 1 Attribute 2 Attribute 3 Attribute 4

Latino
Group 1

Latino
Group 2

Latino
Group 3

Latino
Group 4

See Course Calendar for Due Dates

Writing Assignments

There are 2 Writing Assignments in this course.

Each writing assignments are expected to be at least 500 words in length. Insightfulness and clarity are important. The weekly response entries are meant to help me gauge your understanding of the week's lectures and readings.

See Course Calendar for Due Dates

Forums

Forums are asynchronous discussions, which student groups use to process and synthesize course content. In each forum, I will provide you with a newspaper or magazine article, brief video or audio recording from current events related to Latinos in the U.S. After reading, watching or listening, it is expected that you will engage in an online forum discussion with other members of the class. Leading questions will be posted with each forum.

There are 4 forums assigned in this course. Each forum is 1 week in length. **A missed forum cannot be made up.** Each initial post should be at least 200 words and response posts should be at least 100 words.

See Course Calendar for Due Dates

Course Group Project: Position Power Point Project

This course examines the experiences of the diverse groups of Latino workers in the United States' labor market through a review of current scholarship in this field. As part of this process, students will investigate a current issue significant to the Latino workforce in the U.S. and prepare a Power Point presentation that summarizes their findings and reflects their position on the issue.

Procedures:

1) Create your group. You can do this through the group project open forum. Groups should contain 4-5 students.

2) Choose your issue. Select a current issue significant to the Latino workforce in the U.S. Once your topic is selected, you should do some research on the subject matter. While you may already have an opinion on your topic and an idea about which side of the argument you want to take, you need to

ensure that your position is well supported. Listing out the pros and cons/sides of the topic will help you examine your ability to support your counterclaims, along with a list of supporting evidence for both sides.

Before you begin your project, familiarize yourself with how to write a position paper, there are many sources on-line that can be found through a simple Google search. Remember that your job on this project is to take one side of an issue and persuade your audience (me) that you are knowledgeable on the issue and you can support your position with evidence. You must also be able to discuss the opposing position and refute their claims with research-based evidence. You must cite all your sources. Your sources (minimum of 10) should come from academic, popular (reputable) and on-line research.

3) Communicate Your choice by submitting your topic choice and contract (see course calendar for due dates, worth 5 points)

****Remember, when you choose your topic to ask yourself whether there are two identifiable positions in your topic and whether you can clearly articulate your position. Also, consider whether there is enough research and evidence to support your position.

Project Requirements

Slides and Notes Page Requirements- The minimum number of content Power Point slides is 16. Let's try to keep the maximum number at around 30. This maximum number does not include the title page, content divider slides or the bibliography.

Your Issue Position Power Point Project should be written with a persuasive and confident tone (although you must always back up your position(s) with research and facts – not just opinion!).

The following is a template for arranging your Power Point Project. This template is not a suggestion! If you arrange your project as closely as possible to this template, you will ensure that you have included all the necessary elements of your project.

1) Introduction/Background (four-six slides)

1. Introduce the topic
 2. Background information/details surrounding the issue
 3. Your view on the issue
- 2) Alternative Positions/Opposing Positions (The opposite of your position!)(four-six slides)
1. Detailed discussion of alternative/opposing positions
 2. Provide supporting information for alternative positions
 3. Detailed discussion of reason(s) for writer's position (refute the counterclaims – why you disagree with opposing position)
 4. Provide evidence for your argument
- 3) Your Argument (four-six slides)
1. Assert point #1 (#2, #3...) of your claims
 2. Give your opinion
 3. Provide support
- 4) Summary and Conclusion (four-six slides)
1. Restate the importance of the issue
 2. Restate your position
 3. Mention additional research/discovery needed from others that would be helpful to furthering knowledge on the issue
- 5) Works cited (one slide)

Other Requirements

You must include a notes file with your Power Point Presentation. Your notes page tells me what you cannot in your slides. If this were a face-to-face class, you would present your power point with some details and discussion not presented on the slides. Your notes pages will take the place of these details and discussion. This should be a separate word file submitted with your powerpoint. Do not use the notes feature in powerpoint.

Students must properly cite all sources. Students can receive free assistance at the Rutgers Learning Centers (LRC's). To learn more about the LRC's visit: <http://lrc.rutgers.edu> ([Links to an external site.](http://lrc.rutgers.edu))[Links to an external site.](http://lrc.rutgers.edu) ([http://lrc.rutgers.edu/](http://lrc.rutgers.edu)) All Power Point Projects must include a "Works Cited" page within the Power Point Presentation (final slide).

Your work must be your own!! Plagiarism: All students should know and abide by academic

ethics. “Plagiarism is the representation of words or ideas of another as one’s own in any academic exercise” (Policy on Academic Integrity, Rutgers, New Brunswick). Information is available on the following web site: <http://ctaar.rutgers.edu/integrity/student.html> (Links to an external site.)Links to an external site. (<http://ctaar.rutgers.edu/integrity/student.html>).

Grading Rubric:

The development and submission of this course project represents 20% (200 points) of your final grade. It will be assessed on 3 dimensions:

Content	(125 points total)
Student thoroughly presents both sides of an issue and clearly expresses their own position on the topic. Student uses a minimum of 6 sources, which include academic articles.	Intro 5
	Opposing Position 50
	Your Position 50
	Summary and Conclusion 10
	Notes page 10

Grammar

Student demonstrates proper grammar usage and correct spelling throughout the Power Point presentation, including the notes section.	(40 points)
--	-------------

Originality & Style

Student has original ideas and innovatively uses facts from their research to support their position.	(30 points total)
	15 points

Student uses graphics and figures to support their work. 10 points

Student uses appropriate themes and colors. 5 points

Total 100% (195 points) Total
Project worth 200 points
including the course contract
submitted

See course calendar for due dates

******At the end of the course project, students will have the opportunity to review the effort of other group members. All students are expected to put forth 100% effort. If groups agree that a particular student has only put forth 80% effort (for example), they will only receive 80% of the group grade.******

Online Tests/ Quizzes

There are two quizzes through the term that consist of a combination of multiple choice and true/false questions. See course calendar for due dates.

Grading

A final grade is based on a 1000-point system. Each assignment is worth a specific number of points. Total points accumulated determines final course grade.

A	900-1000 points
B+	870-899 points
B	800-869 points
C	700-799 points
D	600-699 points
F	599 points and below

The points are accumulated as follows:

Item	Assignment and Associated Points
% of Grade	
	Latino Groups Matrix and Impression
	70 points
	Forums
Forums and Assignments	· Introductory Forum
50%	50 points

- Unit Content Related Forum

60 points each (3)

Reading Response Entries

100 points each (2)

Course Project

Issue Position Power Point Project

20%

200 points

Quizzes

2 Quizzes

30%

150 points each

Policies and Procedures

Class Sessions

The success of this course depends on active engagement and dialogue by members of the class. You must be fully prepared to discuss and debate the issues raised in the assigned reading material. The course week begins on **Wednesday** for all weeks.

- You are expected to enter the course for the first time on the first day of the semester
- You are expected to log into the course prior to final grades being posted

A weekly message will be sent to you each Wednesday in Canvas. You can find these under Announcements

Each week of the semester is divided into Units. In each Unit, I will introduce the topic for the week in the weekly message. This message will contain key terms and phrases; link you to power point slides and/or videos. Each Unit will also contain your reading for the week

slides and/or videos. Each unit will also contain your reading for the week.

Keeping current with the material and assignments is vital to your success in the course. You are expected to participate in the online class each week fully prepared to discuss and debate the issues raised in the assigned reading material. Exam material will draw heavily from material covered in lectures, reading response entries and forum discussions.

Due Dates

This is not a self-paced class! All assignments must be completed by dates indicated on the course calendar. Deadlines are listed in the course calendar and within the course assignments. Thus, you have significant notification of deadlines.

Forums lock after 11:59pm on the Tuesday following the week in which it was assigned. **Missed Forums cannot be made up, no exceptions.**

Communication

You should inform the professor of any personal emergencies that may arise which will prevent you from getting online. I am available via email at any time and I generally try to answer emails on the same day they are received. You may also reach me on my cell phone at 334-663-4880. **Please reserve this form of contact for only pressing issues.** I prefer not to be called before 9am or after 9pm. You may also send me a text message. I am here to help you to succeed in the class – but **communication is crucial!**

Accommodation Requests

Rutgers University welcomes students with disabilities into all of the University's educational programs. In order to receive consideration for reasonable accommodations, a student with a disability must contact the appropriate disability services office at the campus where you are officially







enrolled, participate in an intake interview, and provide documentation:









<https://ods.rutgers.edu/students/documentation-guidelines>

(<https://ods.rutgers.edu/students/documentation-guidelines>). If the documentation supports your request for reasonable accommodations, your campus's disability services office will provide you with a Letter of Accommodations. Please share this letter with your instructors and discuss the accommodations with them as early in your courses as possible. To begin this process, please complete the Registration form on the ODS website at: <https://ods.rutgers.edu/students/registration-form> (<https://ods.rutgers.edu/students/registration-form>).

**The instructor reserves the right to modify this syllabus, assignments, course content, etc. in any way to enhance the learning experience of this course*

Course Summary:

Date	Details
Sat Jan 30, 2021	 Introductory Forum Initial Post Due https://rutgers.instructure.com/calendar?event_id=285699&include_contexts=course_118119 12am
Tue Feb 2, 2021	 Introductory Forum https://rutgers.instructure.com/courses/118119/assignments/1155528 due by 11:59pm
Tue Feb 9, 2021	 Latino Groups Matrix https://rutgers.instructure.com/courses/118119/assignments/1155512 due by 11:59pm
Sat Feb 13, 2021	 Forum 2 Initial Post Due https://rutgers.instructure.com/calendar?event_id=285700&include_contexts=course_118119 12am
Tue Feb 16, 2021	 Forum 2 https://rutgers.instructure.com/courses/118119/assignments/1155529 due by 11:59pm
	 Course Project Topic and Contract

Tue Feb 23, 2021	https://rutgers.instructure.com/courses/118119/assignments/1155510	due by 11:59pm
Sat Feb 27, 2021	 Forum 3 Initial Post Due https://rutgers.instructure.com/calendar?event_id=285701&include_contexts=course_118119	12am
Tue Mar 2, 2021	 Forum 3 https://rutgers.instructure.com/courses/118119/assignments/1155530	due by 11:59pm
Tue Mar 9, 2021	 Quiz 1 https://rutgers.instructure.com/courses/118119/assignments/1155527	due by 11:59pm
Sun Mar 14, 2021	 Spring Break https://rutgers.instructure.com/calendar?event_id=285660&include_contexts=course_118119	12am
Mon Mar 15, 2021	 Spring Break https://rutgers.instructure.com/calendar?event_id=285661&include_contexts=course_118119	12am
Tue Mar 16, 2021	 Spring Break https://rutgers.instructure.com/calendar?event_id=285663&include_contexts=course_118119	12am
Wed Mar 17, 2021	 Spring Break https://rutgers.instructure.com/calendar?event_id=285664&include_contexts=course_118119	12am
Thu Mar 18, 2021	 Spring Break https://rutgers.instructure.com/calendar?event_id=285665&include_contexts=course_118119	12am
Fri Mar 19, 2021	 Spring Break https://rutgers.instructure.com/calendar?event_id=285662&include_contexts=course_118119	12am
Sat Mar 20, 2021	 Spring Break https://rutgers.instructure.com/calendar?event_id=285666&include_contexts=course_118119	12am

Tue Mar 23, 2021	 Writing Assignment 1 (https://rutgers.instructure.com/courses/118119/assignments/1155513)	due by 11:59pm
<hr/>		
Tue Apr 6, 2021	 Course Project (https://rutgers.instructure.com/courses/118119/assignments/1155509)	due by 11:59pm
<hr/>		
Tue Apr 6, 2021	 Forum 4 (https://rutgers.instructure.com/courses/118119/assignments/1155531)	due by 11:59pm
<hr/>		
Sat Apr 10, 2021	 Forum 4 Initial Post Due (https://rutgers.instructure.com/calendar?event_id=285674&include_contexts=course_118119)	12am
<hr/>		
Tue Apr 13, 2021	 Forum 4 (https://rutgers.instructure.com/courses/118119/assignments/1155508)	due by 11:59pm
<hr/>		
Tue Apr 27, 2021	 Writing Assignment 2 (https://rutgers.instructure.com/courses/118119/assignments/1155514)	due by 11:59pm
<hr/>		
Thu May 6, 2021	 Final Exam Opens (https://rutgers.instructure.com/calendar?event_id=285668&include_contexts=course_118119)	12am
<hr/>		
Fri May 7, 2021	 Quiz 2 (https://rutgers.instructure.com/courses/118119/assignments/1155526)	due by 11:59pm
